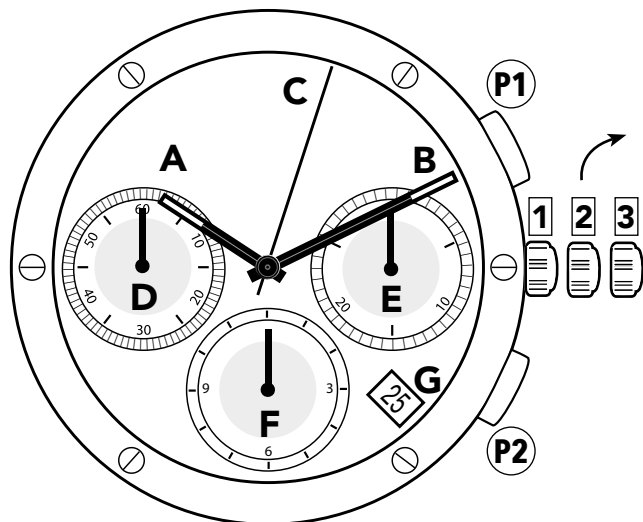


INSTRUCTIONS FOR USE AUTOMATIC CHRONOGRAPH MOVEMENT

SELLITA ¼ SW510

HERBELIN

HORLOGER CONTEMPORAIN DEPUIS 1947



HANDS

- A. Hour hand
- B. Minute hand
- C. Chronograph seconds
- D. Seconds hand
- E. 30-minute counter
- F. 12-hour counter
- G. Date

FUNCTIONS

- 1. Manual winding / Running position
- 2. Date correction
- 3. Time setting with stop-seconds
- P1. - **Start**: 1st push
- **Stop**: 2nd push
- A 3rd push restarts the stopwatch
- The 4th push stops it, etc.
- P2. **Resetting the stopwatch**

Thank you for choosing this HERBELIN watch. It has been created using great care and attention to the smallest detail.

For your complete satisfaction, nothing has been left to chance, including the choice of materials, superior design and 50 quality controls. We are certain that this precision product will give you many years of accurate service.

YOUR INTERNATIONAL GUARANTEE

Your international guarantee starts from the date of purchase and covers all manufacturing and hidden defects, subject to normal use and provided the watch has not been opened. Its length is indicated on the guarantee card.

In order to validate your guarantee, your official HERBELIN agent must complete the guarantee card included with this booklet. Failure to complete this card may invalidate your guarantee.

Your guarantee covers parts and labour. The guarantee does not include transport, carriage, postage, insurance and other expenses. This guarantee in no way reduces your legal rights which may vary from country to country.

IMPORTANT

In order to fully benefit from your international guarantee, please fill the detachable coupon at the back of this booklet with the information contained in the guarantee card and return it to your nearest HERBELIN stockist.

THE EXTENT OF THE GUARANTEE

The leather strap :

Its useful life depends on conditions of use and on the care taken with it. It cannot therefore be guaranteed.

Damage to the glass, the case, and generally to any external part of the watch due to any accidental impact or to the watch being dropped or due to the watch being exposed to corrosive chemical substances, can not be guaranteed.

Furthermore, damage resulting from incorrect or poor handling is not covered.

Damage caused by the watch's **immersion** in or contact with water, if it is not a water-resistant model, cannot be guaranteed. Likewise, any water-resistant watch that has been opened shall be subjected to a water-resistance test before it is once again covered by the guarantee.

RECOMMENDATIONS

The symbol

Means that your watch or its components must be recycled. Please return it to your nearest stockist who will ensure that the components will be recycled in an environmentally friendly way.

External surfaces

It is important that external surfaces should not come in contact with any corrosive substances such as mercury, chemicals and other solvents.

Water resistance

The backs of our watches are marked with the degree to which they are waterproof. The "Étanche contrôlée" label glued on the back certifies that the watch has undergone tests to determine its water resistance. If there is no depth indicated on the watch, it is waterproof up to 3 ATM.



3 ATM: Water resistance tested at 3 atmospheres (or 30 metres), with pressure increase and decrease. The watch may be put in contact with water for short periods (splashing, etc.) but should not be worn during water sports and fully immersed in water.

5 ATM: Water resistance tested at 5 atmospheres (or 50 metres), with pressure increase and decrease. The watch may be worn while swimming, as it can withstand immersion during water activities other than diving and violent sports (water-polo, high diving etc.)

10 ATM: Water resistance tested at 10 atmospheres (or 100 metres) with pressure increase and decrease. The watch may be worn when swimming. It can withstand immersion during water activities.

20 ATM - 30 ATM - 100 ATM: Water resistance tested at 20, 30 and 100 atmospheres (or 200, 300 and 1000 metres) with pressure increase and decrease. The watch may be worn when swimming and during any type of water sports. Each watch is tested individually.

IMPORTANT: for effective water resistance, the watch must be tested at least every 2 years. Diving requires a rating of at least 10 ATM.

Depending on the model, you may find  instead of 3 ATM or  instead of 5 ATM.

AUTOMATIC MOVEMENTS

A watch fitted with an automatic movement stops when not worn for a certain period. Give the winding crown a few twists before replacing the watch on your wrist.


Important advice

- Do not use the winding crown when the watch is wet.
- After using the watch in the sea or in a swimming pool, rinse it in fresh water.
- Avoid extreme temperature and humidity changes (e.g. saunas).
- Avoid violent impacts. Have your watch checked for water resistance annually.

WINDING CROWN

- Depending on the model of your watch, the winding crown has 2 or 3 positions:
 1. Normal: pressed in,
 2. Intermediate: first click (setting the date),
 3. Fully extended: second click (setting the time).

Twist the winding crown to the right or the left.

- **The screw down crown** 

You can recognise it with the symbol shown on the back of your watch.

In order to ensure perfect water resistance, some HERBELIN watches are fitted out with a screw down crown.

CAUTION !

Your watch is only water resistant as long as the crown is screwed down to the case.

The crown has to be unscrewed in order to gain access to the various setting positions and must be screwed in after operation in order that the watch will become water resistant again.